



FIBA Game Stats

CRC vs JAM GP401 2023 CENTROBASKET U17

Contents

Note about the data:	3
Global Evaluation:.....	3
Quality and Consistency:	4
Game – General Information:.....	5
General Calls Evaluation	6
Plays Situation Breakdown	6
Regular Call vs. L2M & OT Accuracy	7
Accuracy by Quarter	7
Calls Summary	8
Calls by Referee	9
Calls by Zone and Position	10
Call Types by Referee.....	11

Note about the data:

The purpose of this report is to share OFFICIATING DATA with our referees. The intellectual property contained herein is the sole property of the FIBA Refereeing Department and must not be publicised. It is provided strictly FOR YOUR PERSONAL INFORMATION. Thank you for not sharing this information outside of the referee team.

The data and statistics presented can be modified when reviewed by FIBA Refereeing Department. The latest version of the data will be used as a basis for individual and global assessments during a competition. It will also be used to detect any deviations. The data only pertains to the calls made by the referees, whether they are negative or positive, and doesn't reflect a global assessment. This report is only one part of all the variables used by FIBA Refereeing Department to help the referees to improve and grow.

Data is useful for FIBA Officiating because it provides a means to justify the quality of our calls. Numbers are not subjective. They are unquestionable fact that can be used as compelling arguments against complaints made by:

- Teams, Delegation members, Coaches, Players.
- Media
- Other parties

Global Evaluation:

To obtain a final global assessment of referee performance during a game or competition, some non- tangible variables must be taken into consideration. Data is never an absolute within the context of an overall assessment, but it helps. The interpretation of the data is left to the discretion of the people responsible for the evaluation.

Most importantly, data can be used to:

- Improve referees' personal officiating skills.
- Create/adapt different training methods.
- Secure FIBA standard criteria.
- Know your level compared to FIBA standard

Quality and Consistency:

FIBA's Referee Department is continuously working to improve the coordination, quality, and consistency of our work. In order to attain this goal, the following people are key:

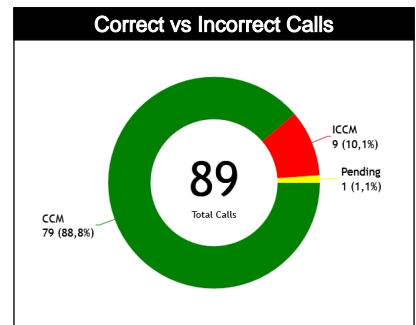
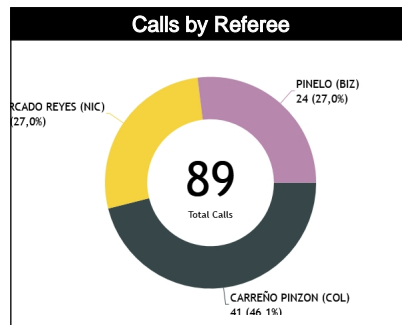
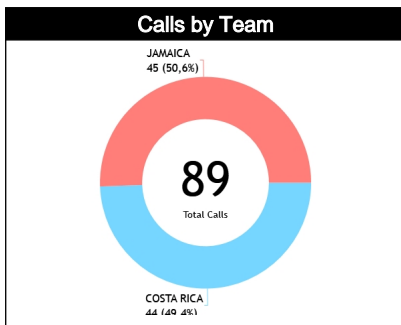


Game – General Information:

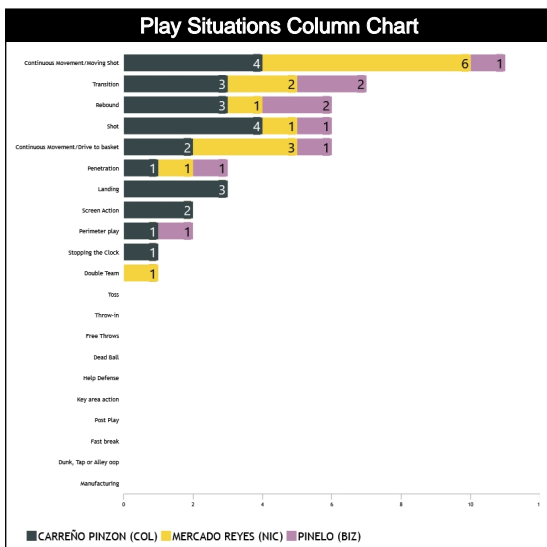
Competition	2023 CENTROBASKET U17				
Game	 CRC				 JAM
Score	76	13-9 / 13-22 / 23-30 / 27-16			77
Duration	00:19:05	00:27:45	00:25:46	00:37:31	01:50:07
Fouls (IRS)	23 (1)				30 (0)
GAME INFORMATION					
Stage/Round	GROUP			GP401	
Date	14:00 29/07/2023				
Place	BELIZE				
REFEREEING STAFF					
CARREÑO PINZON, Yezid Valentin (COL)		MERCADO REYES, Allan Jose (NIC)		PINELO, Melvin (BIZ)	
					
Referee Instructor		Stand-by Referee Instructor		Video Operator	
LASUIK, Karen (CAN)		N/A		CÁCERES, Maximiliano (ARG)	

General Calls Evaluation

Refs	Teams	COSTA RICA 76						JAMAICA 77						TOTALS					
		Correct	Incorrec	Inconcl	L2M C	L2M I	L2M ?	Correct	Incorrec	Inconcl	L2M C	L2M I	L2M ?	Correct	Incorrec	Inconcl	L2M C	L2M I	L2M ?
CC	CARREÑO PINZON, Yezid Valentin (COL)	23	2	0	3	0	0	14	2	0	3	0	0	37	4	0	6	0	0
U1	MERCADO REYES, Allan Jose (NIC)	7	1	0	0	0	0	12	3	1	2	0	0	19	4	1	2	0	0
U2	PINELO, Melvin (BIZ)	11	0	0	1	0	0	12	1	0	0	0	0	23	1	0	1	0	0
TOTAL		44 (49,4%)						45 (50,6%)						89 (100%)					
CORRECT		41 (46,1%)						38 (42,7%)						79 (88,8%)					
INCORRECT		3 (3,4%)						6 (6,7%)						9 (10,1%)					
INCONCLUSIVE		0						1 (1,1%)						1 (1,1%)					
L2M C		4 (4,5%)						5 (5,6%)						9 (10,1%)					
L2M I		0						0						0					
L2M ?		0						0						0					

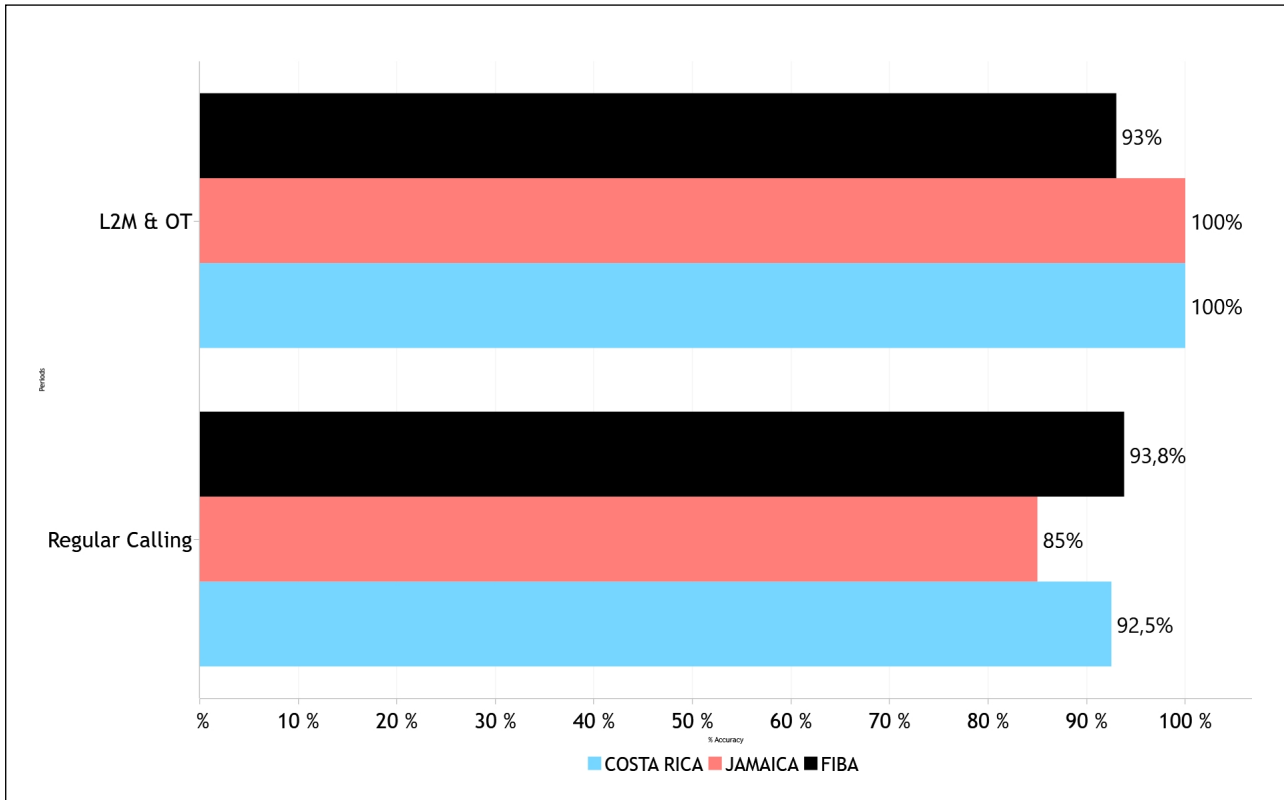


Plays Situation Breakdown


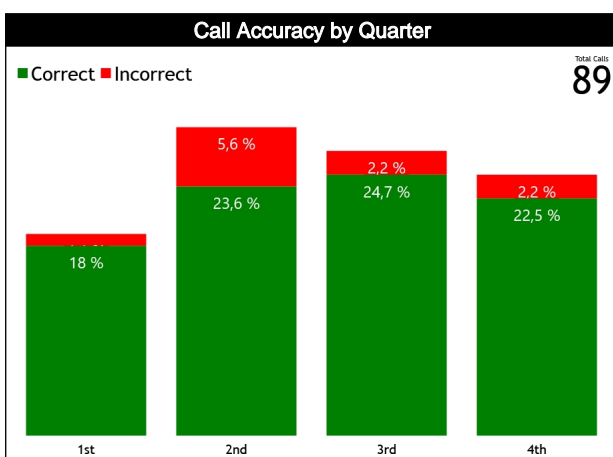


Concepts	Totals		CARREÑO PINZON, Yezid Valentin (COL)		MERCADO REYES, Allan Jose (NIC)		PINELO, Melvin (BIZ)									
	Correct	Incorrect	Correct	Incorrect	Correct	Incorrect	Correct	Incorrect								
	CRC	JAM	CRC	JAM	CRC	JAM	CRC	JAM								
Continuous Movement/Drive	1	4	0	1	1	1	0	0	0	2	0	1	0	1	0	0
Continuous	4	5	0	2	2	2	0	0	1	3	0	2	1	0	0	0
Shot	3	3	0	0	2	2	0	0	1	0	0	0	0	1	0	0
Manufacturing	0	0	0	0	0	0	0	0	0	0	0	0	0	0	0	0
Dunk, Tap or Alley oop	0	0	0	0	0	0	0	0	0	0	0	0	0	0	0	0
Landing	3	0	0	0	3	0	0	0	0	0	0	0	0	0	0	0
Penetration	1	2	0	0	1	0	0	0	0	1	0	0	0	1	0	0
Perimeter play	1	0	0	1	0	0	0	1	0	0	0	0	1	0	0	0
Fast break	0	0	0	0	0	0	0	0	0	0	0	0	0	0	0	0
Transition	2	4	0	1	1	1	0	1	1	1	0	0	0	2	0	0
Rebound	3	2	1	0	2	0	1	0	0	1	0	0	1	1	0	0
Post Play	0	0	0	0	0	0	0	0	0	0	0	0	0	0	0	0
Key area action	0	0	0	0	0	0	0	0	0	0	0	0	0	0	0	0
Screen Action	0	2	0	0	0	2	0	0	0	0	0	0	0	0	0	0
Double Team	0	1	0	0	0	0	0	0	0	1	0	0	0	0	0	0
Help Defense	0	0	0	0	0	0	0	0	0	0	0	0	0	0	0	0
Stopping the Clock	1	0	0	0	1	0	0	0	0	0	0	0	0	0	0	0
Dead Ball	0	0	0	0	0	0	0	0	0	0	0	0	0	0	0	0
Free Throws	0	0	0	0	0	0	0	0	0	0	0	0	0	0	0	0
Throw-in	0	0	0	0	0	0	0	0	0	0	0	0	0	0	0	0
Toss	0	0	0	0	0	0	0	0	0	0	0	0	0	0	0	0
Totals	19	23	1	5	13	8	1	2	3	9	0	3	3	6	0	0

Regular Call vs. L2M & OT Accuracy

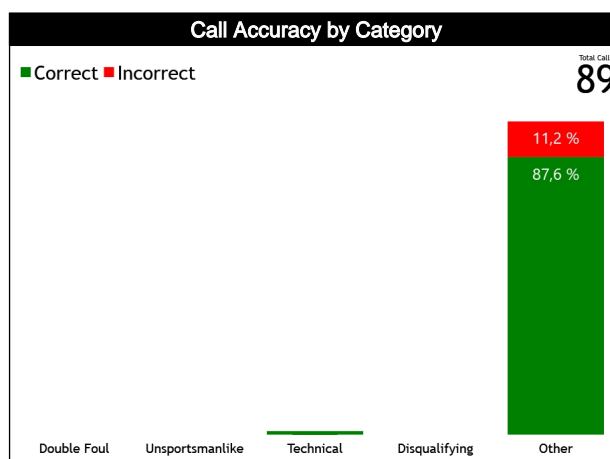


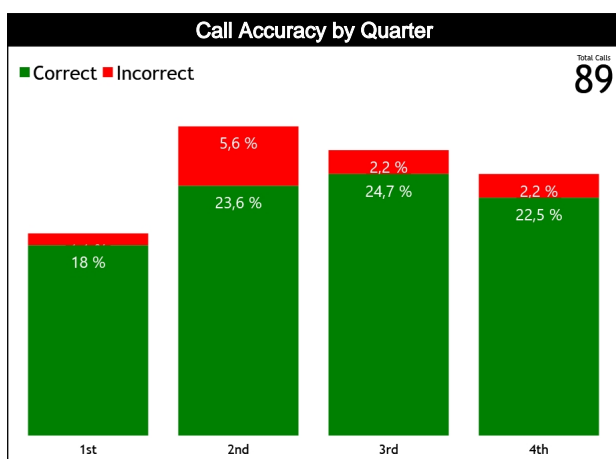


Accuracy by Quarter



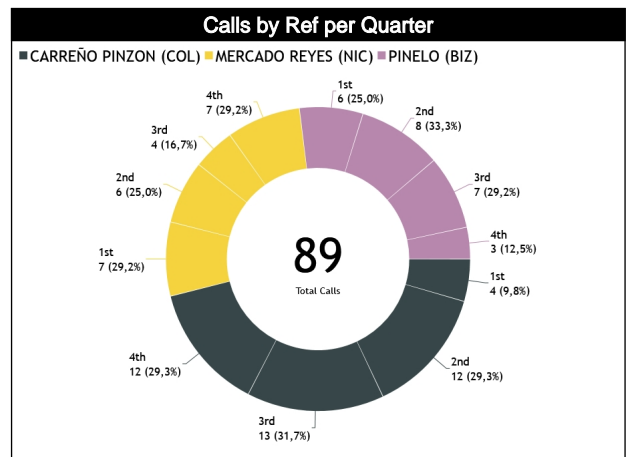
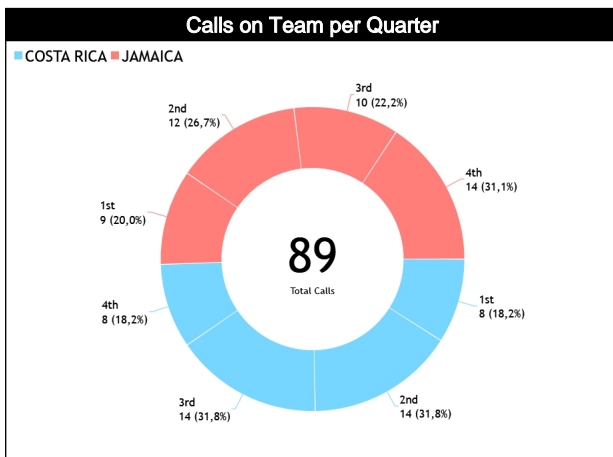
Calls Summary

Quarters	1st Quarter		2nd Quarter		3rd Quarter		4th Quarter		Total	
Duration	00:19:05		00:27:45		00:25:46		00:37:31		01:50:07	
Calls	8 (47%)	9 (53%)	14 (54%)	12 (46%)	14 (58%)	10 (42%)	8 (36%)	14 (64%)	44 (49%)	45 (51%)
	17 (19%)		26 (29%)		24 (27%)		22 (25%)		89 (100%)	
Fouls	2 (33%)	4 (67%)	8 (50%)	8 (50%)	8 (53%)	7 (47%)	5 (31%)	11 (69%)	23 (43%)	30 (57%)
	6 (11%)		16 (30%)		15 (28%)		16 (30%)		53 (60%)	
Travelling	1 (50%)	1 (50%)	1 (100%)	0	0	0	0	0	2 (67%)	1 (33%)
	2 (67%)		1 (33%)		0		0		3 (3%)	
Other Violations	5 (56%)	4 (44%)	5 (56%)	4 (44%)	5 (63%)	3 (38%)	2 (40%)	3 (60%)	17 (55%)	14 (45%)
	9 (29%)		9 (29%)		8 (26%)		5 (16%)		31 (35%)	
IRS	0	0	0	0	0	0	1 (100%)	0	1 (100%)	0
	0		0		0		1 (100%)		1 (1%)	
No Call CNC/CNC	0	0	0	0	0	0	0	0	0	0
	0		0		0		0		0	



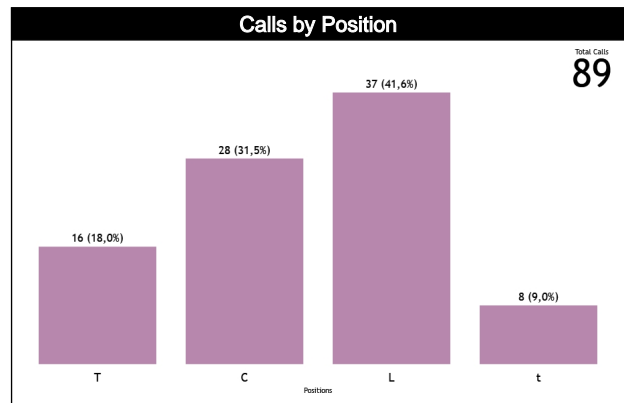
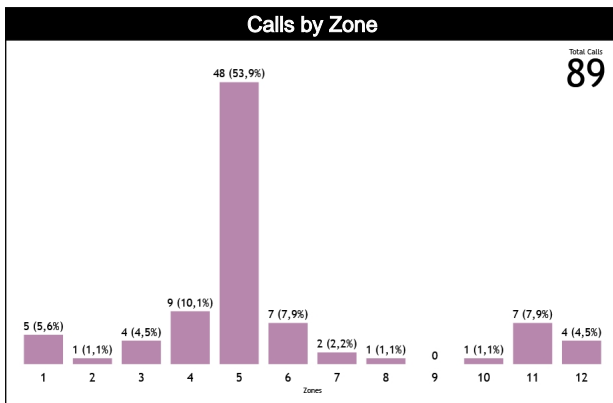
Calls by Referee

Quarters	Quarter 1				Quarter 2				Quarter 3				Quarter 4				TOTAL				
	5'		10'		5'		10'		5'		10'		5'		10'				Last 2'		
CARREÑO PINZON Yezid Valentin (Colombia)	2	0	1	1	1	2	8	1	5	3	4	1	1	3	3	5	3	3	25	16	
	100%		50%		67%		89%		63%		80%		25%		75%		50%		61%		39%
MERCADO REYES Allan Jose (Nicaragua)	1	3	1	2	0	3	1	2	1	2	1	0	1	1	2	3	0	2	8	16	
	25%		75%		0%		33%		33%		100%		50%		40%		0%		33%		67%
PINELO Melvin (BIZ)	1	1	2	2	2	2	2	2	0	1	3	3	0	1	1	1	1	0	11	13	
	50%		50%		50%		50%		0%		100%		0%		50%		100%		46%		54%
TOTAL	4	4	4	5	3	7	11	5	6	6	8	4	2	5	6	9	4	5	44	45	
	50%		50%		44%		56%		30%		70%		69%		31%		50%		50%		67%
	8	9	10	10	16	12	12	13	7	15	9	8	17	10	89						
	9%		10%		11%		18%		13%		13%		8%		17%		10%				



Calls by Zone and Position

Pos/Zone	Zone 1	Zone 2	Zone 3	Zone 4	Zone 5	Zone 6	Zone 7	Zone 8	Zone 9	Zone 10	Zone 11	Zone 12	TOTAL
C1	3 (17%)	0 (0%)	0 (0%)	0 (0%)	8 (44%)	4 (22%)	1 (6%)	0 (0%)	0 (0%)	0 (0%)	1 (6%)	1 (6%)	18
C3	0 (0%)	0 (0%)	2 (20%)	1 (10%)	6 (60%)	0 (0%)	0 (0%)	0 (0%)	0 (0%)	0 (0%)	1 (10%)	0 (0%)	10
T1	1 (17%)	0 (0%)	0 (0%)	0 (0%)	4 (67%)	1 (17%)	0 (0%)	0 (0%)	0 (0%)	0 (0%)	0 (0%)	0 (0%)	6
T3	0 (0%)	0 (0%)	1 (10%)	4 (40%)	4 (40%)	0 (0%)	0 (0%)	0 (0%)	0 (0%)	0 (0%)	1 (10%)	0 (0%)	10
L4	0 (0%)	0 (0%)	0 (0%)	2 (9%)	17 (74%)	1 (4%)	0 (0%)	0 (0%)	0 (0%)	0 (0%)	3 (13%)	0 (0%)	23
L5	0	0	0	0	0	0	0	0	0	0	0	0	0
L6	0 (0%)	0 (0%)	0 (0%)	1 (7%)	9 (64%)	0 (0%)	0 (0%)	0 (0%)	0 (0%)	0 (0%)	1 (7%)	3 (21%)	14
Ct	0 (0%)	1 (17%)	1 (17%)	1 (17%)	0 (0%)	0 (0%)	1 (17%)	1 (17%)	0 (0%)	1 (17%)	0 (0%)	0 (0%)	6
Tt	1 (100%)	0 (0%)	0 (0%)	0 (0%)	0 (0%)	0 (0%)	0 (0%)	0 (0%)	0 (0%)	0 (0%)	0 (0%)	0 (0%)	1
Lt	0 (0%)	0 (0%)	0 (0%)	0 (0%)	0 (0%)	1 (100%)	0 (0%)	0 (0%)	0 (0%)	0 (0%)	0 (0%)	0 (0%)	1
TOTAL	5	1	4	9	48	7	2	1	0	1	7	4	89



Call Types by Referee

Types/Referees		CARREÑO PINZON Yezid Valentin (Colombia)		MERCADO REYES Allan Jose (Nicaragua)		PINELO Melvin (BIZ)		TOTAL	
FOULS	CALLS	25 (61%)	16 (39%)	8 (33%)	16 (67%)	11 (46%)	13 (54%)	44 (49%)	45 (51%)
		41 (46%)		24 (27%)		24 (27%)		89	
	FOULS	16 (59%)	11 (41%)	4 (25%)	12 (75%)	3 (30%)	7 (70%)	23 (43%)	30 (57%)
		27 (51%)		16 (30%)		10 (19%)		53	
	DEFENSIVE	14 (64%)	8 (36%)	4 (29%)	10 (71%)	3 (33%)	6 (67%)	21 (47%)	24 (53%)
		22 (49%)		14 (31%)		9 (20%)		45	
	OFFENSIVE	2 (40%)	3 (60%)	0	2 (100%)	0	1 (100%)	2 (25%)	6 (75%)
		5 (63%)		2 (25%)		1 (13%)		8	
	DOUBLE FOUL	0	0	0	0	0	0	0	0
		0		0		0		0	
VIOLATIONS	UNSPORTSMANLIKE	0	0	0	0	0	0	0	0
		0		0		0		0	
	TECHNICAL	0	1 (100%)	0	0	0	0	0	1 (100%)
		1 (100%)		0		0		1	
	DISQUALIFYING	0	0	0	0	0	0	0	0
		0		0		0		0	
	OTHER	16 (62%)	10 (38%)	4 (25%)	12 (75%)	3 (30%)	7 (70%)	23 (44%)	29 (56%)
		26 (50%)		16 (31%)		10 (19%)		52	
	VIOLATIONS	7 (58%)	5 (42%)	4 (50%)	4 (50%)	8 (57%)	6 (43%)	19 (56%)	15 (44%)
		12 (35%)		8 (24%)		14 (41%)		34	
TRAVELING	2 (100%)	0	0	1 (100%)	0	0	2 (67%)	1 (33%)	
	2 (67%)		1 (33%)		0		3		
OTHER	5 (50%)	5 (50%)	4 (57%)	3 (43%)	8 (57%)	6 (43%)	17 (55%)	14 (45%)	
	10 (32%)		7 (23%)		14 (45%)		31		
IRS	1 (100%)	0	0	0	0	0	1 (100%)	0	
	1 (100%)		0		0		1		

